

Kindy Gold Curriculum Newsletter



Dear Parents,

Welcome back to the start of another exciting and busy term! I hope you have all had a wonderful break on the holidays. Here are a few important dates to remember for this term:

Important Dates

Week 6: Friday 3rd June – Catholic Day Pupil Free Day

Week 7: Monday 6th June – Western Australia Day Public Holiday

Week 10: Thursday 30th June – Last Day of Term 2

Over the term on a Thursday, the children will undertake a speech and language screening assessment by Belinda Gordon, who is a local Speech Pathologist. A copy of the report will be provided to you once the screening assessment has been completed.

The Community Health Nurse, Jobina Jose, will conduct a health assessment for all children who have returned their Health Assessment Forms. Just a reminder to please send your completed forms to Kindy with your child as soon as possible.



Curriculum Focus

At the start of the term we will begin our Literacy focus talking about our beautiful Mums leading up to Mother's Day. We will then explore fairytales and look at elements of fairytales, identifying the beginning, middle and end of the story and use our imaginations to make our own fairytales. We will continue to use the Diana Rigg Literacy programme to learn about syllables and initial sounds of words, including the children's names and the days of the week.

Oral retelling is an important part of our literacy curriculum and the children's oral language development. This term we will be introducing news telling to give children the opportunity to share something special from home. When the children are the Star Helper they will be given a *news telling bag* to take home. They will then choose an item from home that they would like to share with the class and bring it to Kindy in the bag the next day. Please help your child at home and talk about what they might say to the class about their item. In the news telling bag there are some picture cues to help your child with this.

In Religious Education we will be covering the topic of Looking after God's World and Growing and Changing. We will continue to implement the Making Jesus Real program and focus on using our manners, showing kindness and care for our friends and looking at ways we can be like Jesus at Kindy.

In Numeracy we will continue to count, order and recognize numbers to 10, with a focus on one-to-one correspondence. We will introduce the measurement concepts of length, height, mass and volume. We will also copy and create simple two-part patterns.

In Science we will be learning about growing plants. We will investigate seeds, how they grow and identify parts of a plant. Children will plant their own seed and learn how to care for their seed to help it grow. We will also look at how we can care for God's creation. We would love to grow some vegetables in the Kindy garden so if you would like to donate a packet of seeds that would be great too!



This term we are focusing on teaching children the pre-writing patterns which are fundamental skills needed for handwriting. Later in the term, when the children arrive at Kindy they will complete a practice sheet of pre-writing patterns. We will focus on the children sitting with good posture, using the correct pencil grip and remembering the rhyming cues to help them correctly form the pre-writing patterns. I have attached an information sheet about the importance of pre-writing skills and 'Am I Ready to Handwrite?' sheet. Please reinforce these at home too, especially using the correct pencil grip.

If you have any concerns or issues with regards to your child please come and see us. We will continue to use Seesaw as our main source of communication and to show you the learning that is taking place in the classroom. Please check on a regular basis to ensure you don't miss any important messages. Thank you for the regular feedback on Seesaw too.

Just a reminder to please continue to monitor your child for any signs of sickness, i.e. a runny nose, cough or temperature and please keep them home until they are well, especially as we are coming into the winter months. Thank you for your ongoing support in this area.

Looking forward to a great term,

Debbie, Sharon, and Eve
Kindy Gold Team 😊

Preparing Children for Handwriting

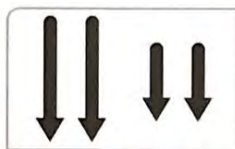
What are pre-writing skills?

Pre-writing skills are the fundamental skills children need to develop before they are able to write. These skills contribute to your child's ability to hold and use a pencil, and the ability to draw, write, copy and colour. A major component of pre-writing skills are pre-writing shapes. These are the pencil strokes that most letters, numbers and early drawings are comprised of.

The patterns we expect to see develop are as follows.



Sideways, sideways, left to right



Tall lines and short lines




Zig Zags



Circles, drawn forwards and backwards



Up and overs



Down and unders
Down, back and unders



Keep An Eye Out For

- Grasp of writing implement.
- Child crosses midline left to right or right to left.
- Child imitates movement.

We will continue to learn these pre-writing patterns using the Peggy Lego program this term. Here are the little rhymes that help us remember where to start and how to form the patterns.

TALL MAN



Tall man, Tall man starts at the top, pulls down and stops.

SIDWAYS SIDWAYS



Sideways, sideways to the magic land.

STARTS WITH A CLICK



Starts with a click, goes around and stops.

JACK AND JILL



Jack and Jill went up the hill and down the hill.

UNDER THE GATE



Down and under the gate.

OVER THE GATE



Up and over the gate.

Why are pre-writing skills important?

Pre-writing skills are essential for your child to be able to develop the ability to hold and move a pencil fluently and effectively and therefore produce legible writing.

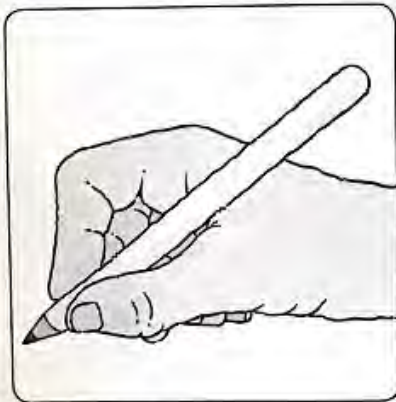
Getting ready for writing with pre-writing patterns

Introducing pre-writing patterns aids the smooth transition to writing alphabet letters. The six basic patterns (as shown above) are essential for children to make pictures and then combined to make letters and numbers.

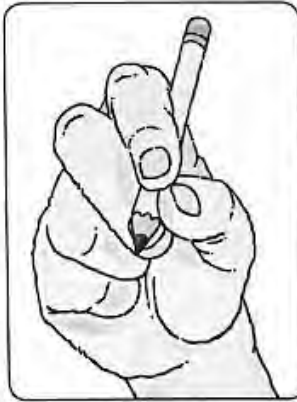
Importance of a good pencil grip

Children should ideally be introduced to a functional and efficient grip in Kindergarten. It is much easier to introduce and reinforce the proper way of holding a pencil in Kindy than it is to change an inefficient one a child has been using for several years. Please try and reinforce a correct pencil grip at home too.

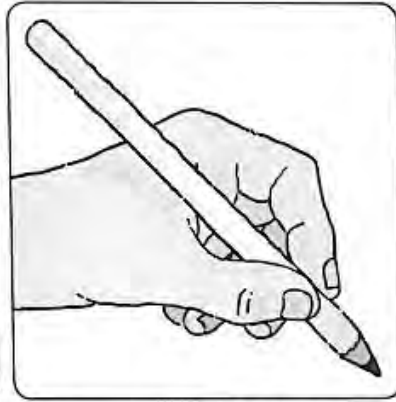
The use of fine motor activities in Kindy to improve hand strength, hand manipulation and pincer grip are aimed at helping to develop a strong pencil grip necessary for writing and drawing. We provide these activities in our learning centres, such as the Finger Gym table, playdough table and in craft activities.



Good pencil grip for right handers.



Front view.



Good pencil grip for left handers.